- **Install the release version from App store**
  - If you have already installed the **"Ugreen Audio"** app, please uninstall it first.
  - If you're using an iPhone, please go to the **Apple App Store**; if you're using an Android phone, please go to **Google Play**. Search for and install the app there:
    - English search: "Ugreen Audio".
    - The version install from the app store is the latest version of the app.

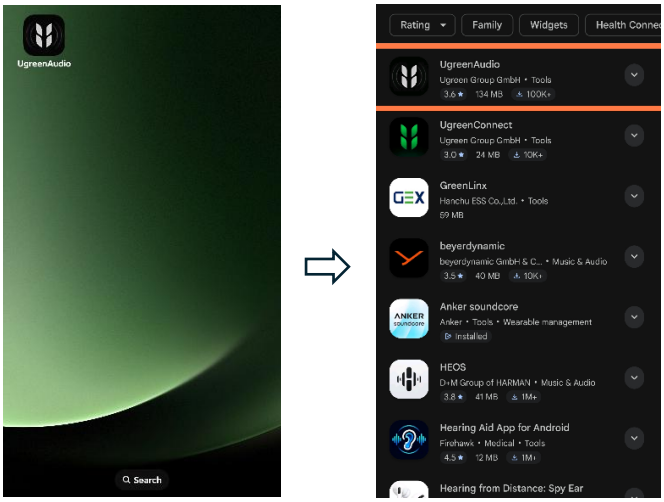

- **App Pairing & Connection**
  - On the APP homepage, open the charging case lid, and the earbuds will enter pairing mode.

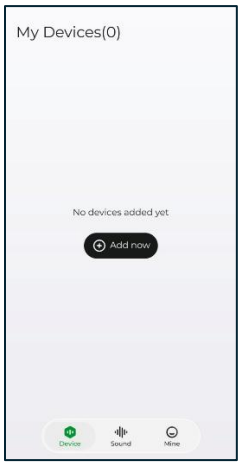

  - Find the device to pair **"UGREEN ClipBuds Pro2"** and tap Connect.

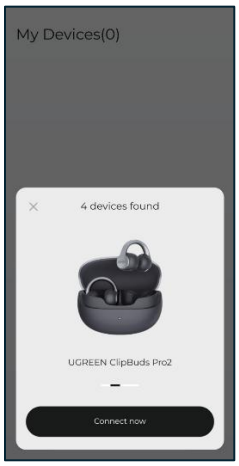

- If no pop-up appears on the homepage to detect the device, tap **"Add now"** on the homepage to add a device. It will actively scan nearby devices. Locate the device to pair **"UGREEN ClipBuds Pro2"** and tap Connect.

