A Compleat Theory of the Scots Highland Bagpipe

Containing

All the Shakes, Introductions, Graces, & Cuttings which are peculiar to this Instrument Reduced to Order & Method: fully explaind & noted at Large in 58 Tables & Examples With all the Terms of Art in which this Instrument was originally taught by its first Masters & Composers in the Islands of Sky & Mull.

also a full account of the Time, Style, Taste, & Composition of the Ciuil Pipe Musick with Examples of each in the genuine & native Style of this Instrument & an Account of the Rules & method by which the Ciuil Pipe Composition & Time were regulated

To which is added

Directions & Examples for the proper Execution & Cutting of the Ciuil Pipe Ports Composed by the same Masters in the Isles & Highlands & the first Preludes they Taught, with an Example of a March Reel & Jig with their Introductions Cuttings, drawn out at Length & a Description of the Original Intent of the Ciuil Pipe Musick & a Short account of the Nature & Compass of the Bellows Pipe

The Whole carefully collected & preserved in its Antient Style & Form without Alteration or Amendment &

J. Macdonald

MARBURGEN



2

Scale

There is no natural C or F in the Bag pipe Scale, nor has it any Flats or Sharps as neither the Compass of this Instrument or the Nature of its Compositions can well admitt of any; The sine that might be played would be an entire Deviation from the genuine & Original Style of this Musick which we alone intend to discovers with the Rules Given for it by the first & most Eminent Masters of this Instrument

A Disposition of the Notes in the Scale of this Musick drawn likewise as an Exercise of the Scale



By this the Scale is Exercisd & a nice Ear may easily distinguish the peculiarity of the Style already appearing in this order of the Notes as shall be shown more plain the Blowing of them must be Strong Steady & Equal which at first is a little hard upon every beginner; as it Exercises their breasts & Lungs a Little; but Practise will give them additional Strength of breath & make this familiar & Easy. The Movement of each Finger must be as high as Possible that they may return with greater Force & For true Pipe Musick depending Chiefly on the Disposition & Execution of the Fingers, must be to perform with all the Strength as well as agility of the Fingers to make it well play'd

Na Crahinin

The first Species of Shakes dividing the note into 3 Distinct Parts. Called in our Language Na Crahinin

This is properly a Beat & not a Shake tho in Erse the word m=eans as much. The first things to be noticed here is the Principal (which you See Set at Large) & the Smale Introductory note that is immed=iately Connected with it. To this Diminutive Note that distinguishes & divides this Beat & wery one of them refers to their Holes below. The Prin=cipals have none markt below them as they are Supposed to be well known from the Scale. The holes are markt below the diminutive Notes both because there is a Small Difference of the Fingers in their Application here & then that they may be the more immediatly known.

The touching of those little Introductory Notes must be So Quick & Slight that they Cannot be Said to be Sounded but only beat upon as they are properly the Cutting or Division of the Principal Notes: So that these Holes that are markt above (which are wrong the little Notes opposite) are no more than beat upon. This you Cannot be at a Loss in by but a Slight Notice of the Notes With their Holes & the given Direct=ions.

Then Observe in this Scale that there are 9 Shakes The Numbers at the Head of each. The first & 5th differs from the rest in=later is the nicest & finest Beat of the whole & to make the Shakes plain & obvious they are performed as follows. N.B before you begin=first little Introductory Note at the beggining of each Bar take in the Principal Note next it as Quick as any of the rest tho its no beat it Needs no holes markt below as they are the Same as in the first. Else If otherwise Youll See them markt accordingly.

Then the first direction in the 1st Shake (upon G) raises the fore finger of the upper hand (for Some use the right & others the left) So Quick as that the Motion can be Scarce observed: letting it fale into the Place of it as Sud=denly which is the Principal Note next it, which must be full Sounded. In like way let the 3d little Note of the first Shake fale into its Principal which is the Same Note with the former & this raises the third finger of the upper hand which is directly found from the Holes.

In the 2d Beat (upon A) the little finger touches the lowest Hole twice with the Same Quickness. the finger at the 2d Beat drawing Back gently from the Hole at the Same time that it prepares it for returning again to the Shake as the Little finger cannot So Conveni=erstly manage it Self as the rest therefore it must be done with this East. This Shake is very frequently closes the Adagio or Grave & is generally doubled 4 times over but never exceeds this number.

In the 3d Beat (upon B) the 3d & little finger of the lowest Hand beat upon both their Holes at once Sounding the last Note as they are directed by the time of the Bar viz half as long again as any of the former two which are Quavers. You See the Beat upon this of the former (viz A) is very plain; as in each you See the Holes twice Shut pointing each to their diminutive Notes.

In the 4th Beat (upon C) the 2 Middl fingers of the lowest Hand beat in the Same way upon their Holes (all the rest being Shut this in the former 3. N. B. The Fingers that Beat are marked In the first & 5th there is no Such mark as they are differently performed.

In the 5th Beat (upon D which is the Nicest) observe how the Holes lead Your fingers (after first playing the Introductory Note in the beggining of the Beat as in all the rest) & youle find that the 2 middl fingers of the lowest Hand cast of the fore fingers of the Same & to make the third Stroke of the Beat the fore finger (returning the Grace) fales down & casts off the 2 Middl fingers. This performs the Shake. The Holes of the Prin=cipal Notes are here markt & their little Introductory hole are cast by them follow them & youll find it this in Effect.

In the 6th Shake (upon E) you See the 3d finger of the upper hand beats twice upon its hole (ale the rest Shut but the lowest Fingers.

(4)

In the 7th Beat (upon G) you See the Middle Finger of the upper hand beats twice upon its Hole in the like Manner (als the other Holes Shutt but the Little Finger.

In the 8th (upon G) the first Introductory note changes; as this, which was before an Introductory to the (als) is now become a principal & Sah a higher Note to Introduce it. Then it takes the Thumb Hole which needs no Direction.

The 9th Beat (upon A) is but Simple & being the Thumb Hole is beat upon twice with the Thumb.

This Slow Species of a Shake (Beat) which belongs to the Ground or Adagio of Marches. being minutely considered Shall add one or 2 General Observations. viz.

1th The Learner is allowed at first to Sound each Note he beats upon, that he may understand the nature of the beat but afterwards they must be touched So Slight that the Noise of the Finger on the Hole is to be distinctly heard; but not the least Sound of the note. which there is Some Art & Practise requisite

This is a Shake many that pretend to be Masters of this Instrument are deficient in, & in which bad Players are Commonly first discovered

2dly Besides a Slight Agility required in touching these Holes So as only to Cut the Note distinctly the Finger at each Beat & move must rise as high as is possible to lift them for the reasons already mentioned & besides the beat by this is much easier Executed.

3 That the Position of the lower hand in this & many other Shakes depends upon the notes that go beat or Shake upon. Eg. At B which is the 2 3 & 1st Beats have the lowest Hole als Shut with the Fingers; as when they beat they are all Covered E. F. G. A. (the 6th 7th 8th & 9th Beats) have the lowest Hole open because they are So in the Scale. The 1st & 5th are Exceptions.

N. B. The first Line in this Scale contains the plain Notes the 2d the Holes Used or discovered in their Introductions & the 3d Contains their Holes.

4

Ludh Sleamhuin So Called because it Seems to glide along, from its Smoothness being all Made throwell do

This is one of the Slowest Species of Pipe running or Allegro & is Commonly the first Composed on the Ground, which it generaly follows very Close (as does most of these runnings) taking in the heads of the Adagio in their uppermost Notes which contain the Variety of the tune. The Lower or Second of each Couplet being generally the Same. This Species of Pipe Variation may more properly an aggreable play on the Ground than any real Variety of Composition & when properly Executed has a very Good Effect.

This requires a great Agility of Finger in managing the Introductions; to keep them at at their due length & distance from each other at the Same time to Carry them neat & nimbly on without Interfering. Each Principal having an Introductory Note before it to divide & Cut it. Here the Holes of these Diminutive Notes are Set down which none may easily discover without Setting down the notes.

This Specimen is enough every running of the Kind which will be frequently met with. The Dotes that run parallel to the Introductory Holes is to Show that these Holes are immediatly Connected to the Principal & must directly fall in to them. The Hum below confirms it.

(6)

Ludh Sleamhuin 2 Species

The plain notes

This running is so like the former that it is always played the Second time as a double (or doubling) of the former. It's rather Simpler but when neatly applied is very aggreable (Vicissitudes) & Vicissitude or Alternativement is more used in the Pipe than any other Instrument. & the Small Compass of it very often obliges it to this Variety, but the Art Invention & Elegance discovered in the Cuttings Graces Divisions makes almost this Defect use & renders the Instrument Curious & worthy of Attention as wele afterwards appear.

The Mark of this Cutting (~)



Here all the Notes in the Scale except the lowest are cut distinctly after the rules taught by the Composers from the earli-

(7)

-est times of this Musick tho they never before noone Set or noted down. There is Scarce a Note plainer than this, when they are played by themselves. Each Single Note being thus Cutt by 3 or 4 which must be playd with vast Strength & Agility of Fingers.

The Fingers (notwithstanding all these little notes which must be carefully notted) very evidently cast of each other here & observe that they all set out from the little Finger or lowest Note except the 5th 6th & 8th Cuttings (as youll See by their Numbers) which as the Taste of the Note seems to be different. they take a different Note to Set out from which is D as you See in the Example.

These Slurs Signify that the one Shake or Cutting Sets out from the last or Neighbouring Note, because they do best with a Continued Breath as the Bag Pipe is one Continued Sound.

To Make these Shakes then quite Plain & obvious notice as follows.

1st That in the first Cutting (which is on A) Sett out at first from A the little Introductory Note in the beginning (that is) blow it & when it Sounds you have nothing more ado then to Cast off the fore finger of the Lower hand with the little Finger of the Same, then -turn as Quickly with the fore finger & cast off the little one -tinuing a little on the Note after this is done & So you have the Cutting on A which is the first without any more trouble.

(2 on B) In the 2 Cutting (on B) Setting first out from the last note you Cut (which is A) Cast off the fore finger of the lower hand with the 3 & little Fingers of the Same, then take it Suddenly with the fore finger & Cast them both off & you have the Cutting. Look & See whether the holes neile not Cast off your Fingers according to this Direction.

(3 on C) In the 3 (upon C) Setting out in the Same way from the last Note the 3 & little Finger of the lower hand Casts off the fore finger which is no Sooner done then the fore Finger falls down & casts off the 2 Middle fingers & thus you have the Cutting. look to the Holes & they'll Shew you So

(8th)

In the 4th Cutting (upon D) Selling from the low Note; the 2 Mids fingers cast off the fore fingers then it returns the Same way & casts off the 2 mid fingers & the fore finger rises & Compleats the Cutting.

In the 5th Cutting (upon E) the Direction as above (in the begginning.) The 1st 2d & 3d fingers of the lower Hand cast off the little finger of the Same & the 3d finger of the upper hand & the Same falling down casts off its Mid finger & that falls down & casts off the third finger. Or in other words the 2d & 4th fingers of the upper hand rise alternately; the 3d finger rising first & last. This particular Cut has the Name of Creanluidh the meaning & Etymol[ogy] of which & the other terms of this Instrument We Shall not repeat but only observe that this particular Cutting is always found amongst the last running & makes up the last Part of a very grand Species of Variation or Cutting called in short Sanyway Stluidh agus Creanluidh the later part of which Cutting is that we now describe & which the learner must take a Second look at on this account.

The 6th Cutting (or th) is but a Species of this last named is performed in the Same way with the former (viz) Note from the last Note you play the first & 2 fingers rise alternately & the 2d finger rising first & last, as the holes note directs you.

(9th)

The 7th Cutting excells only the rest for neatness of Execution & is Exceeded by the Barluidh. It cut that note with a vast propriety & is very graceful in Some of its applications.

Deduct in the Same Manner from the former Note cast the 3d Finger of the upper hand on the whole Lower hand, or all the whole lower hand (after being once Shut & Sounded) casts off its little finger & the 3 of the upper hand, which directly falls down & casts off the mid finger & then it falls down & casts both the 1st & 3d Fingers off & discovers the 3d Note that's Cut (viz) G) thus the Cutting is performed.

This Shake is of great use & very frequently used.

(A) The 8th is Simple Compared with the rest & need no Direction. This leads to a little Beat used on this Note the 2d time the Adagio (or Ground) of the March is played & Serves for a kind of Variation, while the runnings Come on Called Luna Hordaig as follows.

Luna Hordaig

Luna Hordaig (or the Beat of the Thumb) is too plain to need any Directions & is to be found in most Grounds. Here follows an Excercise upon the 9th Cutting in the first Table or Scale Creanluidh (the 5th Shake) is to be noticed here also.

* Excercise upon the Crabinin in the 1st Table after the Scale

The Vein of true Pipe Composition appears & it happens to be a pretty much

In this Specimen (the Simple & Natural)

(10)

The Style of Laments that are Composed on this Key; Tho this has not Variety of Composition as we dont at present meet with yet there may be a regularity of Composition easily perceived as this is presented in ale true Pipe Composition; except Such Peices as are Designedly otherwise. Of which there are a few as will after appear. This Excercise is divided into 4 regular Parts & in each Part there is 4 Bars after the Plan of most of the Pipe Grounds or Adagios. Here there are also 2 Shakes belonging to the 4th Table upon E & F. they are thus marked & wherever this is Seen it denotes that this Cutting must be played & that on E you mark'd above with Crean for Creanluidh which is the name of this Cutting. This rule then Sufficiently excercise the 1st Table to which you may refer upon any Difficulty.

This Excercise on must be all introduced in the manner you See the little Notes Sett down & the Learner must be always used with these Introductions untile he can Produce them properly of his own accord if he has any Taste or Genius without which no kind of Musick can be well taught him.

As we have given an Excercise of the first it is as proper to Sett down an Excercise of what is hitherto noted So we go on to an Excercise of the 2d Table

Excercise of Sudh Sleamhuin in the 2d Table

This is a Short Specimen of the Style of this running; tho in many Compositions it is of great Compass. In let the Learner may not be in the least Stand the 2 first Introducing or dividing Notes are Sett down & after which manner the whole run goes on. Here follows the Specimen of Excercise on the 3d Table which is no more than a Doubling of this or rather a little Variation of it the Second time it's played.

Excercise of La Sleamhuin in the 3d Table

A Variation or Improvement on the 2d

This can be called no Different Species of running being So near the former but is a very agreeable Diversified or Variation of it. These 2 Kinds of runnings would be to be in the least Stoorly played; for if the Introductory Notes be but little heard at ales it is quite ackward & unmusical by any other Species of Allegro. The General rule for both these Excercises is no more than that the fore & 3d fingers of the upper hand rise & fall alternately ~~with an~~ with an Imperceptible Quickness in the rising & falling (tho they there must be the difference of a Notes Length in Time & Sound betwixt them) & then it has a prodigy enough Effect when the Division of the Notes is carried on neat & Clean.

There is one other remark on this Kind of Cutting in the 2d & 3d Table which (being a little nice) must be minuted by

this Division only begins

Exercise on the 4th Table

In this Exercise the Learner may clearly see the use of the Cuttings in the 4th Table & how they are applied & for the easier understanding thereof, figures of reference are placed over (for very Shake) to the 4th Table; where they may be seen, & explaind at first Sight. This little Adagio (or rather exercise) has some Composition in it & is not unlike the Ground of some Marches. At the figure of 3 in the beginning the 2 little cutting Notes are placed in order to shew how it is begun without putting the learner to the trouble of looking back. Here follows another kind of Cutting very frequently mett with.

5th Cutting

Dochaidh an Ludan. The Mark of this Cutting (4)

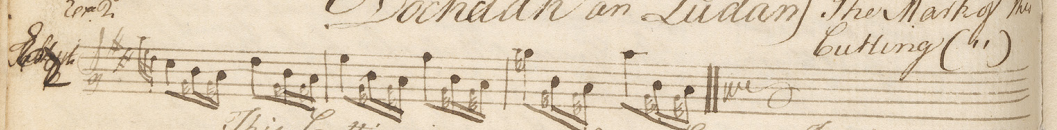

This Cutting is no more than a common Termination of a Bar or Passage & shows that they ale must be deduced from the little finger as the Original from which any Cutting has its Emphasis. If these Principal Notes were plaid plain they would be of no Effect but it may be now very plain by exercise how they are most of the finest Cuttings & Divisions & Graces of this

are their Derivation & Emphasis is to the Execution of the little finger. Here follows a Curious & excellent Cutting of the Notes in which the use of the Little finger is manifest.

6th Cutting

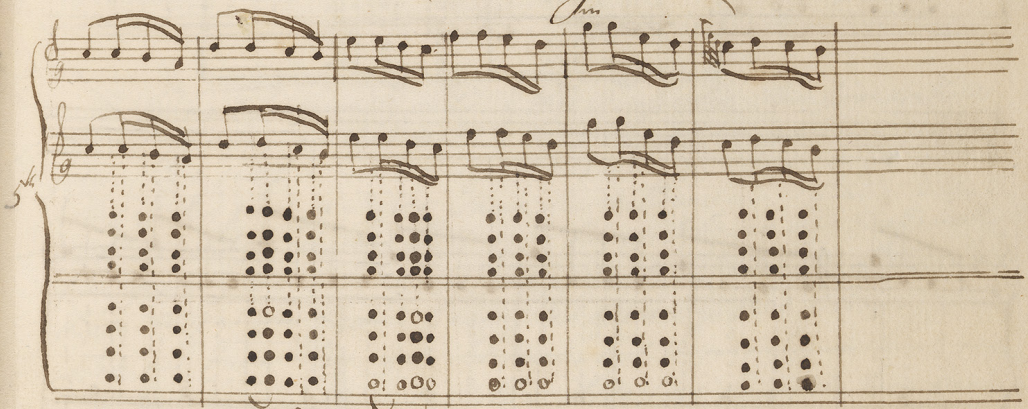

There is little or no Direction needfull to explain this Cutting however Curious & often used. the Holes being mark't for executing them. besides the Learner will be too great a Proficient for such Minute Directions. in Tables of no greater Execution than these having been well prepard for them before he does them. This general Direction runs thro all the Tables. that the dividing Notes must be cut with Strength & Vivacity that they once come to be full heard & understood; but like them when they once come to be full heard & understood; but like them when they once come to be full heard & understood; but like them when

(14)

Via LeLeanin

7th Cutting

Table 6th

This is a running excessively Martial & pretty & so easy that it may be comprehended at first Sight: The Notes of the first Barr are Sufficient for a Direction to the whole: You See the fore finger of the lower hand & the 3d of the upper hand (which is the next finger to it) rise & fall alternately & there is no more in it than this: For the 2d 3d & 4th Barr; the fingers that rise are only such which are the very same with the former: They happen to be in a triangular form & the Notes lead up to the Principles of each: N. B. That every Principle Note is the same way played as in the Scale & needs no Direction: If at any time they vary it Shall be noted:

(15)

It is Scarce credible from the Sight of the notes of this running what a pretty Execcution it is when Reele played & for Some Matches particularly: This is Commonly used as the 2d or 3d running & this (when played the Second time or Doubled) ended in the following Manner which is excessively Grand & pretty

Table 7th

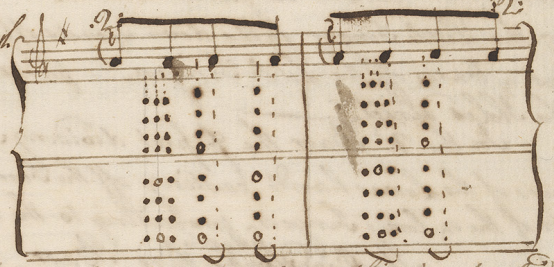

8th Cutting

Thus it frequently ends & this is repeated: the first 4 Notes were Sufficient for that part, & the figure of 4 needed be Set down in place of 2 (viz) it needs be repeated 4 times instead of twice as the holes of the first 4 Notes Shows the 2 Bars: There is a vast Execution in this Cutting & he must be no bad Proficient that manages it reele as it requires more Agility of Fingers than any of the former Examples & many that follows & It needed not have been yet Set down; but its immediate Connexion with this running on the other Side (as being its Conclusion) makes it occasional: N.B. That there is dividing Notes before the 2d principale of each Barr to be played with equal Smartness & it also prepares the Ear for one of very pretty Execution Soon to follow:

This running is Sometimes played in the following Manner

9th Cutting

Tab 8th

16

In this Example the Cutting runs up the most of the Scale in which each Principale has three dividing Notes pointing to their Holes which will insensibly lead the Fingers without any further Direction, that that when once they discover the Cuttings are to be played with the forementioned velocity, viz That one Finger will only appear to cast off another & in this in the proper Execution cannot be perceived — Thus in the here in the 1st Bar, the Little Finger falls down & casts off the Fore finger which again returns & casts off the Little Finger — proceeding to the other 2 Notes as the Holes direct

In the 2d Barr the 3 first dividing Notes are done by the 2 lowest Fingers of the lower hand casting off the Fore Fingers which directly falls & casts of the 2 lower Fingers proceeding to the other 2 Notes as above —

The Dividing the third Bart begin with the 2 midd Fingers falling down & Casting off the Fore Finger of 2d which falls down & casts off the 2 former proceeding as above

In dividing the 4 Barr the 2 lowest Fingers of the under hand being placed after the Introductory is played — the first & Second Fingers of 2d fall & cast off the finger of the uppper hand which is the third upon which it falls & Casts off the former two proceeding to the other 2 Notes as above

In the 5th Bar the third finger of the uppper hand falling down casts off the Midd Finger of 2d ning as above & so on

Tab. 9th **10th Cutting**

This is a very Beautiful Run and is very easily executed each Note falling into its Principale & every Dividing Note setting off

17

from the former Principale i.e. the under hand remains in the same position in which the last Note (or Principale) left it until it falls into the next Principale — as may be plainly perceived by the Table which needs no other Direction — Here follows an Exercise of this Table

Tab. 10th **Diversity of y 9th Cutting**



This is a Sufficient Specimen of this running which (when it is used is commonly the Second after the Adagio — Is in its proper Language called

The little dividing Notes are placed hard by their Principales into which they must fall with the outmost Quickness —

N.B. That the Standard Notes of this running are only 2 viz G & A & either of these are the first of each Couplet — That the variable Notes of this running are always the Second of each Couplet which have the Compass of the whole Scale as you may notice in both the Examples

Lastly that the little dividing Notes commonly fall either from E to D until you come upon the variable Note the then long of E (as pointed in the Example) & from C to G the dividing Note falls from G & in G the dividing Note falls from the Thumb Hole which is the last & Highest

This running when doubled is beautifully concluded by the example in the 7th Table as follows — Mind Numbers marked

Tab. 10th above the runnings **Table 7th Conclusion of this running**

Thus the 7th Table compleats this running which runs through the whole

When well executed This 7th Table is often found dispersed through the

(18)

running but never except when it is doubld. In the following Ex: you have this running Plain & the same Passage doubld.



The Last Bar of this running is generally plaid 4 Times & is common to the following running which also Concludes with the 7th Sable as it is doubld. This last Bar of the Plain is plaid so Slowly & Time Seems to be

This gives an Idea of this running Plain & doubld which generally Follows the former & thoht Seem very Plain as it is set yet is a most Martial & Beautifull Execution. Next Follows a grand Specie of running in the Example below & one of the three last Variations of the Pipe March mentiond in Page 8th called Juluidh.

Juluidh first noted Plain 11th Cutting

This long Cutting of beautifull Execution & it appears more so when it is Considerd as only the Cutting of 3 Notes which are all the same & if Cut never so elegantly on any other Instrument cannot have the effect of this. It being a Groupe of Notes artificially assembled as the whole Notes & of the same length have a Noble Variety in It is noted above in the most Contracted way which is the plainest discovering the Notes that are divided the first note of each three being the same of this running & the other two always the Same. In the second Line are discovered the notes which divide or Cut this Specie of running. The Principle or invariable Note points to the Same above which is not altered & the Small Notes are the Execution of the other 2 Notes which are invariable. These Smale Notes being fingerd the Same way as in the Scale there is no occasion for recrilling down their Holes one only differs which therefore points to its Holes. Immediatly Follows this a Cutting of more Execution which is made up of this & the 5th Shake (or Cutting) in the 7th Sable (Page 6th) called in its Proper Language

Creanluidh Plain at Length which is nomore than a distinct dividing of the three Notes. This joind with Juluidh as in the 11 Sable makes up the following running called Juluidh Creanluidh & as youll See at Large in the Sable below.



Juluidh & Creanluidh 12th Cutting

Sable 12th

Plain

This in many Marches is the last running & Serving by the Length & Execution as a gracefull Conclusion to the whole of both the Cuttings (viz Juluidh & Creanluidh) these are easily perceivd and for the greater plainness their names are placed above. All the rest of the Notes except those that are remarkt are the Same as in the Scale.

This Cutting as it is long & compos'd of a number of Notes must be executed with a proportionable Strength of Finger without which it will make a disagreable Noise. Let the Lowest Hole from which the whole Cutting Sets off be Stopd with all the Strength of the Little Finger the Beat of which must be distinctly heard. N.b. that in

C & D the Cutting Sets off from the Midd & Low Fingers which
down with all the Strength possible to make the others fingers cast off
with the greater force & thus the whole Cutting is performd

The Smale Introductory Note in the beginning of the Bars
be always playd but must fall into its principal with as great a
Quickness as the dividing notes For this Reason it is made Short
than a Demisemiquaver

The first Principle or Variable Note must be alw
playd Long & the Execution to follow with Strength & Swiftness
Fingers It is the same way with all the grand Cuttings this be
one of them also in the 4th Sable

The next Grand Variation is an Improvement
rather Inversion of this & frequently ends Marches & has a
Gracefule Effect not but that Execution of the former It is the N
of Suibhil amach or Creanludh Foisitt because in it the Lower hand is almost he
open & the Upper have Execution most It is a Species of
running having the Shake in the 5th Sable (2 get the) in the last Var
it. See the Example

Creanludh Foisgitt: Suibhil amach

13th Cutting

Nothin can be plainer than this Example Both The fo
two Principall of each Bart here is the variable Notes, The uppers th
remaining the Same: Observe that the Lower fingers remain in th
Same Position that the 2 Principale Leaves them in, while the upp
Shake is a playing as you See by the Holes but this Direction
Sufficient alone

In the next Sable is a Cutting of
greater Execution than any yet being Compounded of more Notes

& exercising the Strength & Agility of the Fingers to the almost

This Running of which there are two or three different kinds
is the Last, grandest & most difficult Species of Variation; for which
the Learner may be by hops many different Exercises well
Prepard but acquires more Dradise for a neat Execution than
any of the rest by the number of notes that must be Cut The 2 low-
est Holes are those from which they all Set out See the Exa: —

11th Cutting

Here is a Large Specimen of the grandest Spe

Cutting or Variation, requiring nothing but a Clear View of ale[x] Notes that Compose it, to play them exactly & Practise to Exec[ute] them Nimbly — The number of Examples that go before render the Fingering so easy that there is little or no use for mark[ing] the Holes — the 12th Table (Page 19) being fingered just the Same[?] The Last Cutting, which is y[e] finest serves for a Conclusion to more than one of this runnings & is gener[all]y repeated 4 Times — The following Ex: is a little different from this —

15th Cutting

This a Cutting rather of more difficult Execution

having 11 Notes in the most Part of it whereas the former has but 10 — The whole Scale being exercis'd in each of these Grand Cutting but these will Solace upon a Reference — Here Follows another Species of this Cutting frequently found in Laments —

16th Cutting

Thus this great Cutting is performd without Difficulty As the former ones by the Discovery of the Notes that Compose them — Obs: that in the lowest Notes A & G are those that the Cuttings dwell on

& therefore the Cutting wholly opens from ~~that note~~ either of these
That it Divides
each having their Introductory Note before them. N.B. That all
the Notes of these Cuttings are fuley known. It depends as much
on the Strength as Agility of the Fingers to Execute them weell
Be this only surest way for this is to lift the Fingers as high as
possible in Learning each Shake & Cutting by which they will
naturally be Executed with greater Strength — as Strength &
Agility are the Principal Beauties of ale other Pipe Shake & Cutt
Here follows the Longest Cutting that ever there may be
Occasion for in Marches, and of the greatest Execution —

17 Cutting

Any Cutting may be performd after the proper Management of this
which in Marches is but rarely mett except in that Species of them
which may be Calld Rhapsodys. These Compositions are wholly
fanciefull & are often designed by their difficult Cuttings to bring
the Hand to Execution. — The Example below is a variation
of the former —

18th Cutting

There is not a Grander or more difficult Species

of Cutting or Variation in the Theory of the Bagpipe & it is very [illegible]
dome that so much Execution is found in ordinar Marches — The
Laments they are sometimes found but Seldom or never in Gatherin

The 17th Shake of the 4th Table called in our Langu
Barludh is Sometimes joind to this as Exam:

Barludh.

This is the longest Cutting in one Part that can be
Contrivd in any Composition It being taken from a pleasant Rhaps
-dy or Irregular March on this Key In Pipe Reel (which
rather abound more with Cuttings than the Marches) The longest
Cutting never exceeds the length of Tuludh & Creanludh in the
12th Table. which is often found in the old Pipe Reels; with this differen
that the first Principals (which in Marches is drawn out to a length
is here but short The following Cutting which is an
the Last is among st the Pipe Variations & is a pretty vicissitude of
Cuttings & often mett with in grand Marches —

No marks of Holes are requisite here; the Dividing Notes b
the lowest of the Scale — When it is doubled it is Sometimes joind w
Tuludh (the 11th Table) which is playd before it in the following Ma
-ner —

Manner —

Here only the dividing Notes are markt without their
Holes as Tudhludh the 11th Table is well known, & in the former part
of this Cutting all the dividing notes are doubld from the lowest Holes
Thus have all the Principle Graces Cuttings & Divisions
of the True Bagpipe been partly Set down & minutely explaind
Those Cuttings that relate to the Reells (however curious) are
but built upon these that are already Set down, which when well unders
-Stood will Qualify any one to Play a Pipe March with all the
proper Cuttings & Graces —

16

General Prelude for the Pipe

Deachin Ghleust



As this is a standing Prelude always Taught & Playd before any Voluntary one; it is Set down with all the dividing Notes of which it is as full as of Principalls — The first Grace or dividing Notes is a Species of Creanluath (viz the 5th Shake of the 1st Sable) The Second or dividing Notes from the third Principale is made up of the Cutting Suludh the 4th Sable — & So on in the rest —

Voluntary Præludes.

These are in the exactest Style of the Highland Bag Pipe & originally Played by the Composers of this Musick — They are not long ones designd to be So once as a just Specimen of the Method & Style which is left to the further Improvement of the Player —

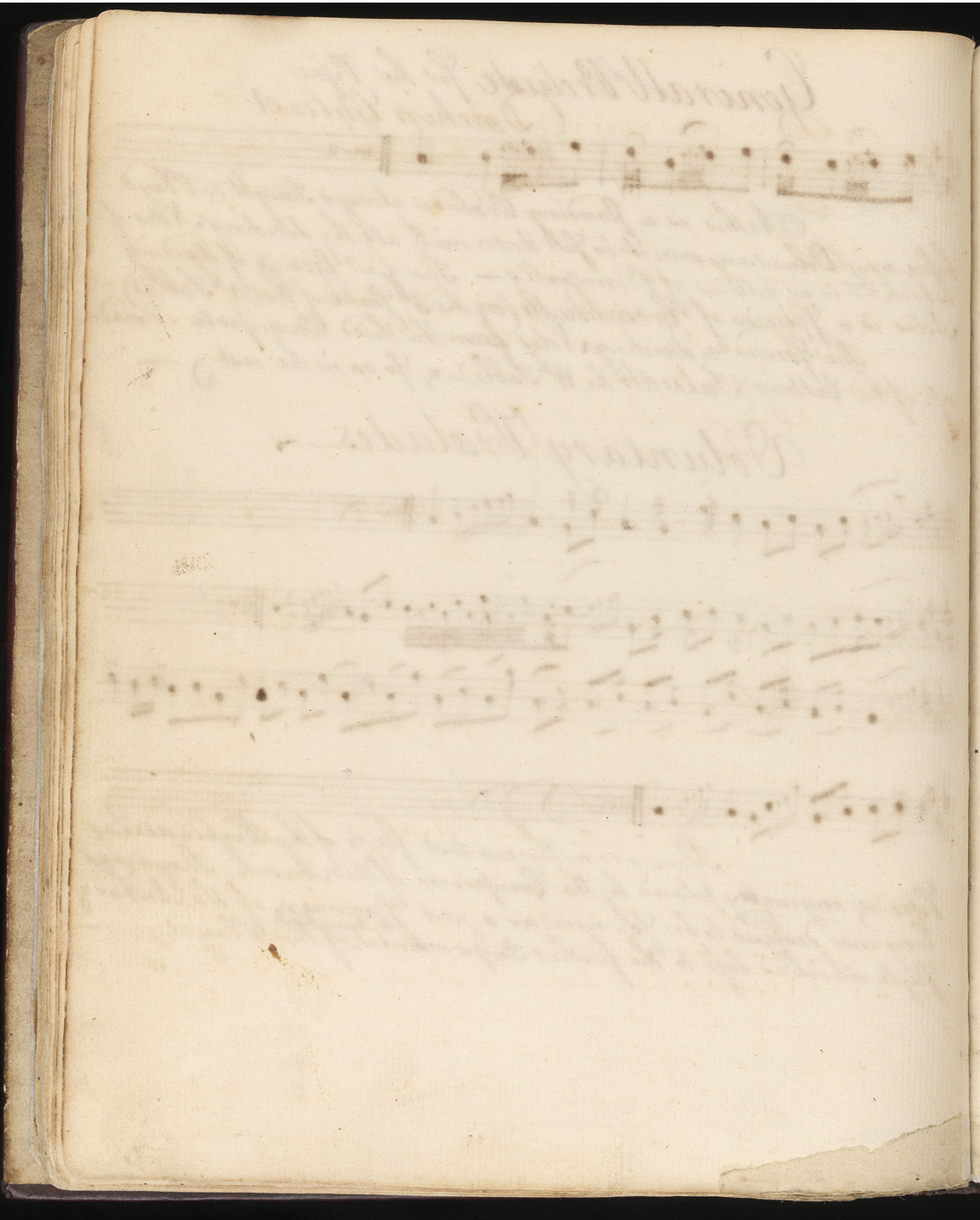

17

Time

Common & Triple Time (tho well known by other Instruments) is here diversified by various Movements of Adagagio & Allegro. yet not so numerous as in Instruments of Compass the reason of which is Plain. In Common Time here the Slowest Movement of Adagio is ¢; this Instrument not admitting of any Slower, for as the Pipe is one Continued sound a Semibreve or any such long Note cannot be Swelld but by an additional Strength of Wind which must occasion a very Screaming & rude noise. besides its being Contrary to the Nature of the Instrument. as when the Pipe is well blown it is with the greatest uniformity & the Reeds have as much as they are well able to bear. When such a Slow Note cannot be Swelld, it has no other recourse but the Execution of the Fingers; which by any Shake or Cutting must be awkardly performd; & the Small Compass of a bag Pipe will not admitt of any Flourishes of Compass to supply the place of a Swell. Therefore as ale must be diversified by artful & Curious Cuttings. which constitute the Principale beauty & Singularity of true Pipe Musick all long Notes are excluded as Semibreves Breves &c there being no such notes to be found in Pipe Musick which is the Slowest Species of Pipe Musick tho the Pipe is Capable of Sounding as long a Note as an Organ. In the Low Countries of Scotland where the Pipe Musick consists in an Imitation of the Spirit of other Instruments as Violins &c they endeavour to diversify the Semibreve by Shakes &c which carrying Short of the Swell & being no way natural to the Instrument has a very Poor Effect. As we Shall have Occasion to Speak of the Low Country Pipe in its Turn it Shall be now referrd. Their Musick being different — The Shake (properly so called) is Seldom or never used in Pipe Marches & is only to be found in Reels where there are 20 Cuttings to one Shake. but this is an anticipation

another Point— in Triple Time the the Slowest movement in the Adagio is 3/4 or the Medium of 3/4 & 3/2 as Minuet Time is by far too Quick for the Adagio & 3/2 is rather too Slow. Grave

As in Common Time there is no movement of Pipe Musick so Slow as Adagio (C) so in Triple Time there is none so Slow as Grave 3/2 — See Examples of the Slowest of Common & Triple Time Pipe Adagio— Common Time

Another Example



C

Triple Time Slowest

Another Example

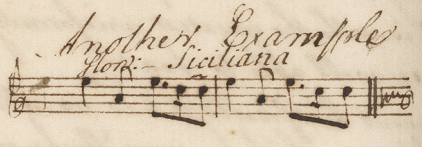

Common Time — Allegro

Another Example

Triple Time Allegro

Another Example

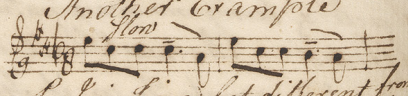

The first Example here is a Species of Jig Time but different from others — by the Crotchet & Dote at the end of the 2d Bars being made thus (.) which is peculiar to the Style of this Instrument — denoting that that Jumping force which the Dote gives to other Jigs is done away here — & the Length plaid quite Smooth & Sure in this Stroke (—)

the Note signifying that it must be drawn out to some Length or (could it be justly noted) the half of the Quaver taken away & added to the Crotchet — Where the Batt ends with a Crotchet & Quaver it is always played So —

The Second Example is the same Time but somewhat Slower, they being both the Grounds of Marches — The one of the MacDonalds Gathering & the other of the MacLeans

The most of the Gatherings beginning with Allegro's — NB — There is no Sarabband Time in Pipe Composition — The nearest that comes to it is that Species of Siciliana in the fourth Example — there is a 3/2 Brisk in Triple Time but not Grave

The Gavott Species of Common Time is seldom found in this Musick — with many other kinds of Time that the Pipe is not calculated for; but as the greater Compass of other Instruments occasion many diversitys & Improvents on the Time — So the different Cuttings & Graces here have their diversitys on Time peculiar to it — & when we consider that the Compass of the Bag pipe is only 9 Notes It is surprising What a Variety of Time & Composition has been invented

The Composers of Pipe Musick having never heard of any other Instrument or known any of the Rules of Musick — except what were Suggested to them by Nature & Genius; there in Such a Confind Instrument is surprising & worth the Notice of the Tasty & Curious; & here it may not be improper to discover the general rule by which they Taught & regulated the Time (having neither of Common or Triple Time — Crotchet or Quaver) but only their Ear to which they must only trust

This Rule we may properly Call The Rule of Thumb — In effect it is much the same — for it was by the four Fingers & Thumb of the Left hand that all their Time was measured & regulated; An Adagio in Common Time of Such a Style — must not exceed or fall short of Such a number of Strokes — otherwise it was not regular — If the March was to be but a short Composition, the Ground must be of so many Strokes — If for Bands of Gatherings commonly of Such a Number — If a Same If a March &c, according to the Occasion it must Consist of Such a Number

They were Sure to have no odd Number of Fingers in any piece they design to be regular. Their Adagios when regular, commonly consisted of 4 Quarters. In each Quarter there were such a number of Fingers (which we Count as Bars) 2, 4, or 8 as the Quarter was long or short; or the Bar was subdivided into many Fingers according to their Length. & thus they Counted upon their Fingers & measured by their Ear — & when the Finger & Ear Corresponded all was well.

The ordinar Length of a Pipe Adagio being 16 Fingers, comprehends about 16 Bars. 4 in each Quarter. The regularity preserved only by the Help of this Rule in all their Compositions, being Doubtless supposing

It's not in the least to be wondered tho' there Should be little Excrescencies & Deficiencys in the Time by this method of Composition in very few of which are to be found.

Being some Musical Gentlemen in Company with one of the Compleatest Masters of this Instrument in all the Highlands for neatness of Finger & Execution, we perceived a considerable Excrescence of the Time in one of his Adagios & endeavoured to Show it him by Rules but in vain as he had been taught by the Ear & Fingers and all his fore Fathers, & Slighting his Ear the Test of the Time & not understanding Rule; he could never be convinced of the mistake as when we Cut off the Superfluous part of the Bars he Complained of a great Deficiency in the Time, & Because the Excrescence in the Time was not so long as to make up an odd Fingers in the Ground he could not perceive it.

This Happening to be a mistake for his Ear which his Fingers could not Correct, for the Same number of Fingers remaind in the Ground. The mistake was about a little more than 1/11th of a Finger (or Bars) which he had added to one of them insensibly. So Such Blunders is the Rule of Thumb Liable, tho' the Exactness of their Ear & Genius occasions very few. All their Excellent Cuttings & Graces being now reduced to Some Method the Fingers Shall occasion no mistake, as the minutest Part of a Finger will be considered as the minutest Part of a Bar.

19

Rests

Pipe Musick has no rests, as it's being one Continued Sound makes it incapable of having any, nor does the Compositions require it. It is a kind of Compound Instrument & the Musick of it being perfectly Contrived for the Nature of the Instrument, does only by itself unaccompanied at any other Musick. A good Highland Pipe being far Louder than any ordinary Concert. Together with the singular & opposite Style of its Compositions would occasion a very disorderly Confusion if introduced with other Instruments, & besides it were quite opposite to the Orgenal Design of the Pipe, which was to animate a Sett of Men approaching an Enemy, & to Solemnise rural Diversions in Fields, & before walking Companys. To play amidst Rocks. Hills, Valleys, & Coves where Echoes rebounded; & not to Join a formal regulated Concert.

Their are rural Compositions for the Pipe as well as Martial. which are abundantly Sweet in their Style.

A Diversity of Common Time peculiar to the Bag Pipe

Diversity of Triple Time Peculiar to the Pipe

Keys

One would think the Small Compass of the Bag Pipe would admitt of no Key but one & that Same in a very Confind manner. but in this Little Compass they have Contrivd lively Imitations of Several Keys. which tho they cannot be call'd distinct ones. yet bear a great deal of the Taste; which appear very different the one from the other. As there are no flat Notes in a Pipe so there can be no flat Keys. yet its Surprising what a Grave Taste they have contrivd for Lament; which is a quite distinct Taste from the rest. & in Several Passages of these, there are to be found Some very expressive Sentiments of Lamentation or melancholy; & indeed it is hard to Say if more cultivated Geniuses could render the Composition of So Small a Compass more expressive — In Keys where one cant have the Liberty of nine Notes the most fertile Invention & nicest Judgment must be distressd. & yet the Surprising variety & Vivacity that appears in these Keys by their Disposition of the Notes. and art of their Cuttings & Shakes. Diversifys the whole & makes it play agreable to the Ear. The Key for Lament excludes C also, because it is Sharp & dwells upon the Lowest Notes, Makes the Drone on all the Notes but this. There are other Keys that exclude this Note also. See Examples of the different Keys of the Pipe

A Sharp Key being also the Key for most of the Martial Marches

Ex: 1st

The taste of this Key being somewhat singular is plaintive & very natural makes the Stile Singular but not disagreable. As there is no Dancing Jig on a Violin &c but has G natural in A Sharp also —

There are other Keys for martial Pieces but this is the most appropriated one —

20

A Key or Taste for Rural Pieces

2.

This is well adapted for a rural style the force of the Composition lying on these notes 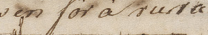 It exercises the Higher G Seldomer than any other Note & the Thumb Hole Seldom or never ○ — Its plain that this is a Species of G Sharp

A Small Diversity of this Key for Rural Pieces Taking the Liberty of the higher G

The Force of this Taste chiefly lying on these Notes shews it to be a Species of G Sharp which indeed it exercises to the utmost of Invention in such Limits being a part of a March on that Key which shows abundance Sweetness of Taste & richness of Genius in the Composer

A Style of Lament on this Key

The Disposition of the Notes on these 4 Bars are Lamentable; & obvious to a Competent Judgement. In this Style have many Laments been Composd

Another Key for Rural Pieces & Laments. Ex: 3d with an Example of a Passage in one of them

The force of this Style or Taste lying on the 4 Notes is well adapted for rural Ideas. It Inclines by the Taste towards D Sharp. tho with this Peculiarity that it wholly excludes C & seldom or never meddles with the Lowest Note. as you See by the Taste and Order of the Notes

Another Key or Taste for Lament &c Rural Mu.

Ex: of a Lament 1/2 of an Adagio

Another Style or Taste for Lament &c

Ex: 1/2 of an Adagio; 4 Fingers

This is the begginning of a very soft Lament dedicated to the Chief of the MacLeods of Sky~ It Touches upon G in the Ground frequently &c in the runnings the force of the Style lies upon the Lowest G: So that we may Say it is a different Species of that Key~ This relates to the following Taste which lays its whole Stress upon G~ therefore is very different.~ N.B~ that the first 4 Notes of this Ground is a Specimen of the Taste of the whole~ the runnings (to discover the Taste) flow in this following Manner



5th Style or Taste for Rural Pieces 1/2 of a Ground Ex

G Sharp another Species

1/2 of an 8 Fingers~

This Key has Something very Peculiar in the Taste~ The Main force of the Notes Lying on the octave G~ Many rural Pieces have been Composed in this Style Extreamly Sweet & Simple

A Species of A Sharp where C & G are Singularly Applied

Ex: 1/2 of an Adagio or Ground; 4 Fingers~

Begginning of the first running; 4 Fingers; 2 to each Bar



Begginning of the third Running 2 Fingers~ 16 to 2 Bars

Begginning of the 5th & last Running 4 Fingers 16 to 4 Bars

Here you have not only a full Idea of this different Taste (or Style) but an Example of Pipe Composition in this Key~ There is no Style more Martial than this; & when this March is well played it certainly is Martial~ The Contrasto of G & D sound & A & C~ makes the boldness & Singularity of the Style & which is very obvious to a knowing Ear~

It is pretty rare how they have imitated the Italian Method in regard to the Form of Composition in first having a Ground or Adagio & then their different Kinds of Allegro, regularly Built upon the Ground~ but of this in its Turn~

Thus the Different Species of Keys peculiar to the Bag pipe together with a Specimen of the various Styles of the Marches &c being Sufficiently explained we Shall give a Short Definition of their Method in Composition. having before accounted for their Natural & curious Method of regulating Time~ N.B. Of these different Tastes or Species of Keys more Sorts might be noted down but these being the Principall they Shall Suffice.~

Method of

Composition

Having given an Idea (in their regulation of Time & in the Specimens of the Different Keys & Styles) of the Pipe Adagio no more need be said on this head.

Their Allegro airs for the most Part (as was before mention'd) regularly built upon the Ground, to which it Commonly keeps very Close; taking in the Heads of the Ground at such and such Particular Notes when the Taste of the Adagio seems to lay; Sometimes at the End of each Second Note, or each Bar, & that according to the Nature & Style of the Ground, & thus by taking in the Heads or Emphatick Notes of the Ground the whole Scope is perceived in the runnings, for Example

Adagio or Ground

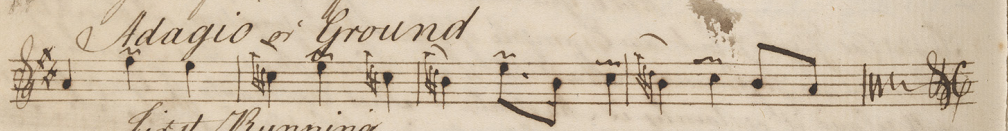

First Running

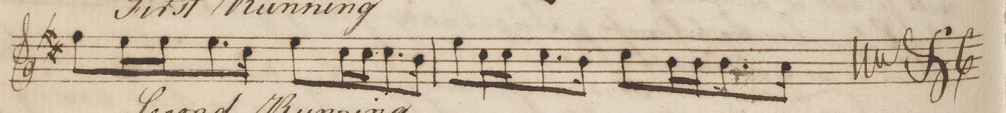

Second Running

What a Just & natural Diversity & Improvement this is on the Ground. Thus they proceed diversifying the Adagio with all their Various Cuttings which from to another play upon the Ear with an aggreable Surprise. Then they return & End with the Ground. In Marches which Contain a variety of runnings they return to the Adagio once or twice. It is usual at the running before the Last to return to the Adagio, after which you proceed to the last which is that of greatest Execution. When this is well Executed every Cutting of the Fingers are felt as if they Seemd to beat, or reverberate upon the Ear. This is the Test of its being firmly played.

In their Fantasia's or Voluntary Pieces they dont observe the Ground so Strictly. The Gatherings (as before Mentiond) consist chiefly of Allegros diversified with very curious Cuttings & Different Time also. These are the most animating of Pipe Compositions, as they were originally intended to assemble the Highlanders under their respective Chiefs upon any emergency & indeed they answerd the Purpose being very well adapted for it. Every Chief had a Gathering for his Name which are so full of Life & Fury that no Musick can be more animating. The MacLeans & MacDonalds Gatherings are good Examples, but this Shall be referr'd to the Place where the Pipe Musick Shall be Sett in Full.

Bag Pipe Musick well Executed has a much more Martial Effect than Horns or Trumpets. Their Musick & Tone Seem to have a much more pacifick Quality, being neither So Stimulating or furious as the Warlike Compositions of a Bag Pipe. Besides the Prodigious Loudness of it, Especially when 3 or 4 are joind & executed by good Hands had a glorious Effect before an approaching Enemy.

The artfull Cuttings of the Pipe gives the one half for Vivacity & Variety to its Compositions, the other half for Alternative Movement (which is so peculiar to the Pipe) on account of its Single Reed. See Page 6 for the original intent of the Pipe Compositions & of all Compose See Page 6 in the End of the Dissertation on the Time.

Observations on the Proper Style of this Instrument

Though there were no Compleat or regular Set of Musick Compos'd for the Pipe (Such as Marches Gatherings &c many other Species tedious to Name) it were the most ridiculous & preposterous thing to attempt the Imitation of an Italian Tune, Minuet, Slow Scotch Tune & or any such Musick Peculiar to other Instruments which it is not incompatible or never was intended for as before mentioned. The Small Compass rendering the Imitation extremely insipid besides its entire Deviation from the Proper & native Style of this Instrument.

The Drones of a Bag Pipe (which are a 5th below the D of the Chanter) Sounding but one Note untill they are changed occurring to make this Imitation Stile more unnatural & ridiculous.

In the Low Country (where they use Bellows to their Pipes) having no musick in the Style of this Instrument they have enlarged the Compass of it by adding Pinching Notes for the better Imitation of other Musick. By this their Chanter has the most of the Flute Compass. They also have taken away all that Loudness & Strength of Tone that distinguishes this Instrument in a Field or in any Echoing Place, by weakening & altering the Form of their Reeds in order to come nearer likeness. By which it is only fit for a Room. With this they Imitate Scots Tunes & Minuets &c & Some Italian Musick while they have nothing for another Part but their Drones; which Can no way answer the various Passages in a Composition of any Compass as they cannot be variegated any more than befitting them to 2 or 3 particular Notes which they must Sound till they are changed for a Trifle to Concord with the most part of the Tune which Can never answer the design of any Part as the Notes of a Counter, Tenor, Second Treble &c must be variegated for every Single Bar or Passage.

Whilst they play this Scots or Italian Composition with Pipe Drones for different Parts they must cut & divide the Notes in a way that destroys both the Taste & Style of the Composition. Nay by Pipe Cuttings which are quite false & irregular

as they never had any Pipe Compositions to reduce or regulate Cuttings for that Instrument) this must be Passage of Corelli Festing Handel &c played with Pipe Cuttings & a Drone must Carry a great Deal of the Authors meaning in it & So of Scots Airs Minuets Songs &c. What a wretched & insipid Jargon is this to a Judicious Ear, is obvious. This Imagined Imitation of other Musick is what gives Such a Contemptible Notion of a Pipe because it must come so short of it. even in the most variegated kind of Pipe which is the Irish Pipe. This they have neither a regular Sett of Musick or Cuttings for but they have diversified it into Surprising Imitations of other Musick.

The Low Country Pipe is tolerably Calculated for Violin Reels & Some Pipe Jigs but of no great Execution as they have neither Sound nor Strength of Reeds for it. The noise of their Drones drown any Execution of the Chanter. Whereas the Chanter Should exceed the loudness of the Drones at least by 5 Degrees, the Drones being the worst Part of the Musick. If the Low Country Chanter were taken out & played by itself as a Hautboy Clarinet &c its Reeds being Smoothing & Notes might enable it to bear a Part in a Concert with Such Instruments & the Notes might be Cut in the Same way but as it is having no proper Musick of its own & being almost insipid & unnatural Imitation of any other Musick (except a few Jigs & Reels) it be justly esteemd an Insipid Instrument by Such as know other Musick & dont know the proper Management of this.

NB That 8 Notes for one Continued Sound (Such as Pipe Drones are) are as much as the Compass can well be without being ridiculous to the Ear. Thus the Style & Compass of true Pipe Compositions are Such as that one Note the Drones Sound (which is a fifth to the D of the Chanter & Octaves to each other) accord with all the Compass & Style because it does not exceed 8 Notes. The Contrary of this is what makes the Bellows Pipe So Shocking to the Ear when they play pinching Notes with the Drones in the Same Tone as in the 8 Low Notes. NB Pinching Notes are entirely opposite to the proper Style of this Instrument.

Introductions, Graces, Cadencies &c Transitions

The Small Compass of this Instrument allows not Scope enough for Such Graces as are peculiar to other Instruments, but the abundant Variety of Cuttings invented for the Pipe are the Principal Graces of it when well executed. & So exact were the Inventors of these, that there is not one Single Composition (however So trivial) but has its particular Cuttings assigned to every Note; & whenever the Learner arrived at a Perfect Proficience he was Judge where to dispose these Cuttings properly. Any Graces that relate to Invention is only exercised in the Preludes & Little Voluntaries before you begin the March, which has been brought to as great a Perfection as the Compass can admitt, by the best Masters of this Instrument

The Introductions which are frequently occurr, (being noted down before each Passage) Seem to a Stranger Wild & rude but Will appear otherwise when known being well applied to the Style.

There are a few Cadencies in Pipe Musick but as there are no Flats, the particular excellency of this Grace is wanting.

The Pipe knows no Transitions from one Key from another as it has no Flats; but the Composition Searches for the best Disposition of in that Same Taste of Key which he had pitched upon.

Blowing & Gesture

It is necessary before a Bag Pipe can be blown with the Proper Ease to have well Practised the blowing of the Whistle from which all Pipe Musick is at first learned, otherwise besides the disagreeable Attitudes & Gesture it must Cause in the Performer, it must be very prejudicial to the Breast & Lungs. After being first sufficiently versed in ale the Cuttings &c belonging to the Pipe on the Whistle, the Pipe may be tried with Success but never before then to Come at any Perfect Proficiency the Pipe being an Instrument of ale the most immusichal and worst to Manage if the Theory of it be not at least Competently Known.

The Blowing of the Pipe must be steady & uniform, & that with the longest Breath congeniently possible. The strength of the Breath ought to be Such as could keep the Reeds in their full Sound, quite independent of the assistance of the Arm. The Motion of the Arm which holds the Bag (while the Breath rests) must be Such as to keep the reeds in the Same Strength of Sound as the Breath: for if the least difference can be perceived it is a blemish. The Motion of the Arm must be also So gentle & gradual that to be little or nothing Perceived.

The Same Graces and Attitude & Gesture must be Studied in the Pipe as in other Instruments, it being as peculiar to the Pipe, & as much was this observed among the best Masters of this Instrument in the Highlands & Isles that they were at as great Pains to teach an easy Gesture as a good Execution, these were so inseperable that he that never was well Taught the Instrument was observed to have the most awkward & re

diculous Attitudes & Gestures of a Mountebank while he grates the Ears of his Hearers with the most bungling Execution — from whence it comes that so many Strapless being exploded by those that know the Instrument (endeavouring to pass for Masters among Strangers) have by their insipid Musick and Antick Gestures given the Publick the most despicable Idea of this Instrument, in so much as that that an awkward Pitiful. Clownish Fellow passes for a Piper like figures — But this is all mistake — For where there are such figures there is commonly the least Notion of the Instrument —

He that cannot manage a Bag Pipe without a staring Eye, a Swell'd Cheek or wrry Motion of Body or Arm had better give it over —

As Slow Pipe Musick (viz the Marches) is always performd walking, it gives the Performer a better Opportunity of discovering the gracefulness of carriage in Stature & Attitude — The Bag Pipe being extremly well calculated for this as when it is performd by a Skilful Hand & genteel any thing of a genteel Person it is as aggreable to the Eye as Ear —

25

The Terms of Art belonging to the Bag Pipe as the were invented & taught by the first Masters of this Instrument in the Isles of Mule & Sky

(original)

Na Crahinin	See Page 2 first Table
Ludh Sleamhuin	See Page 5th Table 2d
Siluidh	See Page 18th Table 11th
Creanludh	See Page 6th Table 4th 5th Shake
Barludh	See Page 6th Table 4: 7th Shake
Ludh na Hordaig	See Page 9th Example 1st
Le Chrodh	See Page 6th Table 4th 6th Shake
Leith Leicinin	See Page 14 Table 6th
Creanludh Toisceild	See Page 18 Table 11th
Dochaidh	See Page 12 Example 2d
Iridh	An Introduction
Sudan	The Little Finger

Callis. Eurlair a Phuirt

Na Siubhlichin

Siubhil amach

Eithridh Callis

Euairst

Slighe

Pairst Sinail

Cumhe

Failte

Adagio or Ground. See Page 32

Runnings. Variations. Allegro.



March for a beggginner
1st Singer
2d
3d
4th
1st Singer
2d Quarter
First Quarter
1st Singer
2d Quarter
3d Quarter
4th Quarter
1st Singer
27

28

As the Pipe being so well Calculate for dancing Musick as any Instrument ever Contrivd; there is the most Compleat Set of Jigs & Reells compos'd on Purpose for it; by the first Authors of Pipe Musick (as it appears from the Style of them) than which nothing can be more truly Highland. They are the most Singular for Wild Expression, Vivacity, Execution. Having also the Cuttings in the greatest Perfection & Variety, every Single Note being Cutt & performd according to the Strictest Rules of this Instrument. They are only dancd in the Highlands & Isles & being never introduc'd any Other where; nor Can they be well exceuted by any other Instrument. being so much in the native Stile & Taste of this Instrument.

As they are entirely Pipe Composition they Shall be set down with the Collection or after the Marches.

The Pipe also Plays all the Violin Dancing Musick (within its Compass) very well. but as they deviate from its proper Style (a great many of them) they cannot be so properly Cut & chiefly on account of the Smale Note & Tich (𝅘𝅥𝅯) as this never is peculiar to the Pipe &c. Examples of a Batr of a Pipe Reell & that of a Violin &

Pipe Reel

Pipe Reel

Violin Reel

Another



The Difference betwixt these Examples is very wid; In the 2 Examples below the Crotchet is half longer & the Quaver

is half Shorter~ But in the 2 Examples above there is no differen=
in the length of the Notes~ for they run & are Cut with the most agile
Dexterity~ The Letter~ Jumps~ & when playd on the proper Instru=
=ment there is no Dexterity of Cutting~

The Cutting of the Reels is easily acquird by any that is well versd in all the Tables & Examples already laid down~ for they are all built entirely upon them~ All the difference is that these large Cuttings are not to be found whole in the Reels; but divided & Subdivided into 2/3ds 3/4ths 7/8ths &c of a Shake or Cutting~ The longest that ever is found in a Pibroch reele is Tulludh & Creanludh, the 11th Table, & 5th Shake of the fourth Taller which is to be seen in the first Example here~ As for these fractional Cut=tings belonging to the Reels See Examples as follow~

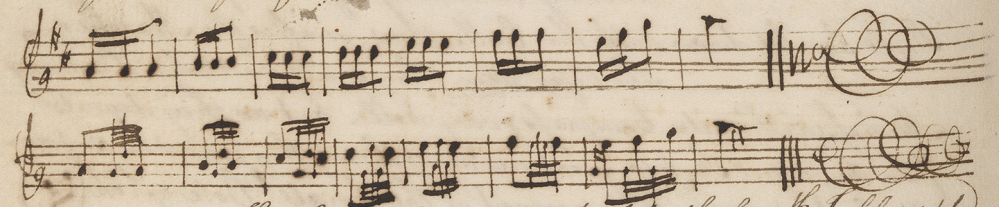

This Cutting is just 4/5ths of Tulludh the 11th Table & plays in the very same way~ The first Line Contains the Shakes as they appear when Cut & The Second Contains it at Large~

Example of this Cutting



The Peculiarity of the Style may attract as much attention as the Example of the Cutting~ This is a Passage in the 2d Part of one of the wild Reels~ & the grandest Sett of them being three Full Example of a Reel with all the Cuttings Shall be afterwards given~

This Mode of Cutting being frequently met with in the wild Reells is a Sufficient Specimen~ It is little more than a Nimble & gliding manner of appolgying the Introductory Notes to their Principales~

Tulludh

The first Bar here having the name of the Shake & Cutting over it needs no further Solution~ The rest are performd at Sight

Example for Practise~

Example of a Reell with all its Cuttings



This is one of the True Species & any one verst in The Theory may See how the great Cuttings are Divided here — Sullidh (the 1st Table) is the most frequent here In the last four notes of the first Bar it is whole In the last 2 of the 2 there are 4th of it In the first 2 notes of the 3d Bar 1st of this Cutting & So on A Learner may play all the Cutting notes at full the first Time he attempts a Reell but when right Executed there can be none of them perceived

As to the Sigs there Cuttings are very Emphatick & Strong but all built upon the Examples Laid down 2 or 3 Examples of them Shall be given also

In the first 2 tied notes of of the first Example you See also the 1st Table all performd except one Note but in a much Swifter manner as these three dividing must be Cutt So as the least distinction of Time betwixt the 2 Notes cannot be perceived This occurrs in the 2d Example also In all Such Examples the dividing Notes must Cutt with the most imperceptible Quickness which is not attended with any great Difficulty as in Effect it is but one Fingers Casting off another See the Next 2 Examples following

Another way of Cutting this Bar

These are 2 Methods of cutting the Same Passage either of which is according to rule & are excellent ways of dividing all Such Notes. The first is a More Emphatick way & there is more Siding and fluent See an Example of a Sig with all the Cuttings as follows

Example of a Sig with all its Cuttings

Index

Keys
Time
Composition
Preludes
Style
Terms of Art
Graces Cadencies
Blowing & Gesture
Observations on the Proper Style of this Musick
March
The Grand Cuttings
Shakes
Notto & Sharps
Taste for the Composition of Rural Pieces Laments Marc-es Gatherings &c
The Antient Rule for regulating Time & Composition
The Cutting of Pipe Reels & Jigs from
Example of a Pipe Reel with ale its Cuttings
Example of a Pipe Jig wth Do
Of the Low Country or Bel-lows Pipe

EX BIBL. UNIV. EDINBURGEN.